

MRC series

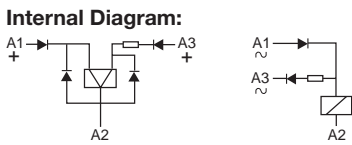
C4-R3x

14-pin, remanence relay, 3-pole, faston

Type	C4-R3x/ ... V Magnetic remanence relay 2 change-over contact		
Maximum contact load	10 A/250 V AC 1	0,5 A/110 V DC1	
	10 A/10 V DC 1	0,2 A/220 V DC1	
Recommended minimum contact load	1 mA/10 V (with 10 μ Au) 10 mA/10 V (standard contact)		

Contacts			
Material	Standard	Code 0	AgNi
	Optional	Code 8	AgNi + 10 μ Au
	Optional	Code 9	AgNi + 0,2 μ Au
Rated current	10 A		
Switch-on current max. (20 ms)	30 A		
Switching voltage max.	250 V		
AC load	2,5 kVA		
DC load	see Fig. 2		

Coil			
Coil resistance	see table; tolerance $\pm 10\%$		
ON pulse power	1,5 VA/W		
OFF pulse power	0,5 VA/W		
	1 Winding for AC, 2 Windings for DC		



Coil table

VAC	Ω	mA	VDC	Ω	mA
24	75	12	12	125	41
48	38	6	24	63	21
115	16	2,5	48	31	10
230	8	1,3	110	14	4,5

Insulation	Volt rms, 1 min
Contact open	1000 V
Contact/contact	2,5 kV
Contact/coil	2,5 kV
Insulation resistance at 500 V	≥ 3 G Ω
Insulation, IEC 61810-5	2,5 kV/3

Specifications	
Ambient temperature operation/storage	-40 (no ice)...60 $^{\circ}$ C / -40 ... 80 $^{\circ}$ C
Minimum pulse length for ON/OFF	50 ms
Mechanical life	AC: 10 Mill./DC: 20 Mill. switching cycles
AC voltage endurance at rated load	≥ 100000 switching cycles
Switching frequency at rated load	≤ 1200 /h
Protection class	IP40
Weight	95 g

Standard types							
AC 50 Hz/60 Hz: 24, 48, 115, (120), 230, (240)	<table border="1"> <tr> <td>C4-R30/AC ... V</td> <td>C4-R38/AC ... V</td> <td>C4-R39/AC ... V</td> </tr> <tr> <td>C4-R30/DC ... V</td> <td>C4-R38/DC ... V</td> <td>C4-R39/DC ... V</td> </tr> </table>	C4-R30/AC ... V	C4-R38/AC ... V	C4-R39/AC ... V	C4-R30/DC ... V	C4-R38/DC ... V	C4-R39/DC ... V
C4-R30/AC ... V	C4-R38/AC ... V	C4-R39/AC ... V					
C4-R30/DC ... V	C4-R38/DC ... V	C4-R39/DC ... V					
DC 12, 24, 48, 110							

"..." Enter the voltage for full type designation

Accessories	
Socket:	S4-B, S4-L, S4-P, S4-PO
Operational accessories (blanking plug):	SO-NP, SO-OP

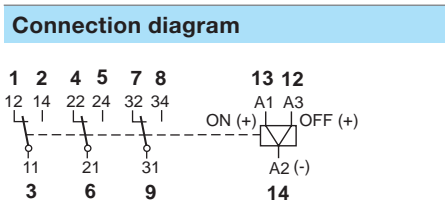



Fig. 1 AC voltage endurance

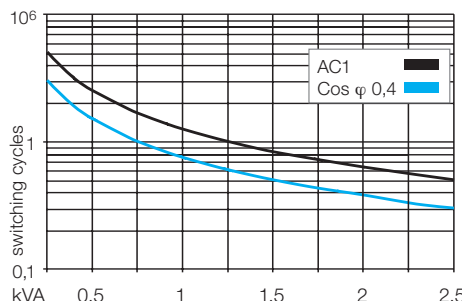
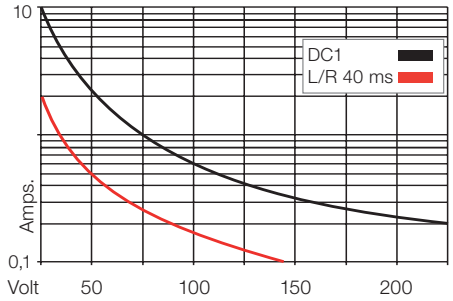
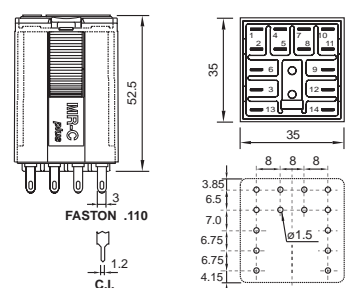


Fig. 2 DC load limit curve



Dimensions [mm]



Technical approvals, conformities



IEC 61810; EN 60947



Kühn Controls AG

Notes:

You want more information about this product, please call us: tel: +49 (0)7082-940000 or send us a fax: +49 (0)7082-940001, or email: sales@kuehn-controls.de or visit our Website: www.kuehn-controls.de