

# MRC series

## C2-T2x

### 8-pin standard relay, 2-pole, twin contact, plug-in according to IEC 67-I-5a

<b>Type</b>	<b>C2-T2x/ ... V</b> Standard relay for low level 2 Change-over contacts			
<b>Maximum contact load</b>	<b>6 A/250 V</b>	<b>AC1</b>	<b>6 A/30 V</b>	<b>DC1</b>
<b>Recommended minimum contact load</b>	<b>1 mA/5 V</b>	(with 10 µm Au)		
	<b>5 mA/5 V</b>	(standard contact)		

#### Contacts

Material	Standard	Code 1	AgNi + 0,2 µ Au
	Optional	Code 2	AgNi + 10 µ Au
Rated current	6 A		
Switch-on current max. (20 ms)	5 A		
Switching voltage max.	250 V		
AC load	1,2 kVA		
DC load	see Fig. 2		

#### Coil

Coil resistance	see table; tolerance ± 10 %
Pick-up voltage	≤ 0,8 x U <sub>N</sub>
Release voltage	≥ 0,1 x U <sub>N</sub>
Nominal power	2,2 VA (AC)/1,3 W (DC)

#### Coil table

VAC	Ω	mA	VDC	Ω	mA
24	67	92	24	443	54
48	296	46	48	1K8	27
115	1K7	19	110	9K2	12
230	7K1	9,5	220	36K1	6

#### Insulation

	Volt rms, 1 min
Contact open	1000 V
Contact/contact	2,5 kV
Contact/coil	2,5 kV
Insulation resistance at 500 V	≥ 1 GΩ
Insulation, IEC 61810-5	2,5 kV/3

#### Specifications

Ambient temperature operation/storage	-40 (no ice)...60 °C /-40 ... 80 °C
Pick-up time/bounce time	16 ms/≤ 3 ms
Release time/bounce time	8 ms/≤ 1 ms
Mechanical life	AC: 10 Mill./DC: 20 Mill. switching cycles
AC voltage endurance at rated load	≥ 100000 switching cycles
Switching frequency at rated load	≤ 1200/h
Protection class	IP40
Weight	90 g

#### Standard types

AC 50 Hz/60 Hz: 24, 48, 115 (120), 230 (240)

LED

RC Suppressor

DC 24, 48, 110, 220

LED

Free wheeling diode

Polarity and free wheeling diode

AC/DC bridge rectifier 24 V, 48 V, 60 V

C2-T21/AC ... V  
C2-T21X/AC ... V  
C2-T21R/AC ... V

C2-T21/DC ... V  
C2-T21X/DC ... V  
C2-T21DX/DC ... V  
C2-T21FX/DC ... V

C2-T21BX/UC ... V

C2-T22/AC ... V  
C2-T22X/AC ... V  
C2-T21R/AC ... V


C2-T22/DC ... V  
C2-T22X/DC ... V  
C2-T21DX/DC ... V  
C2-T22FX/DC ... V

C2-T22BX/UC ... V

"..." Enter the voltage for full type designation

#### Accessories

Socket:	S2-B, S2-S, S2-L, S2-P, S2-P0
Operational accessories (blinking plug):	SO-NP, SO-OP



#### Connection diagram

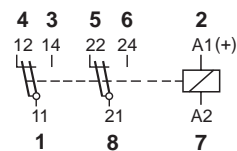


Fig. 1 AC voltage endurance

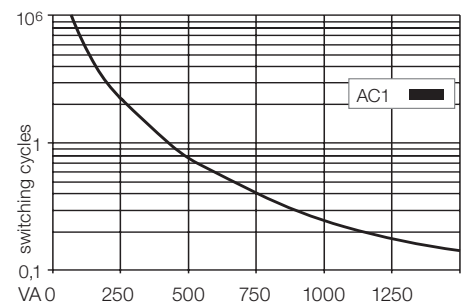
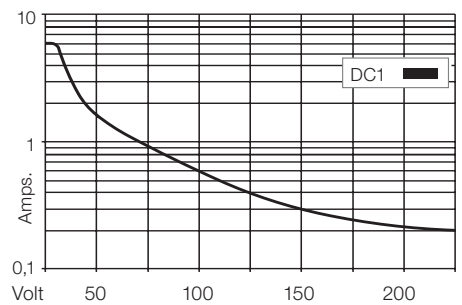
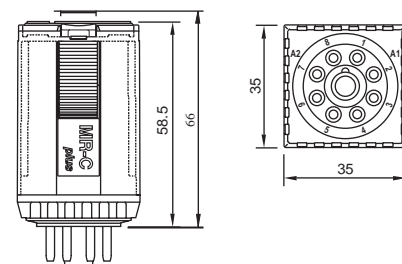


Fig. 2 DC load limit curve



#### Dimensions [mm]



#### Technical approvals, conformities



IEC 61810; EN 60947



**Kühn Controls AG**

**Notes:**

You want more information about this product, please call us: tel: +49 (0)7082-940000 or send us a fax: +49 (0)7082-940001, or email: [sales@kuehn-controls.de](mailto:sales@kuehn-controls.de) or visit our Website: [www.kuehn-controls.de](http://www.kuehn-controls.de)